

Financial Results Presentation

for the Three Months Ended June 30, 2022
(April 1, 2022 to June 30, 2022)

The connector business grew, and steady progress was made toward the full-year forecast.

July 29, 2022
Honda Tsushin Kogyo Co., Ltd.
Kinji Kashio, President and Representative Director

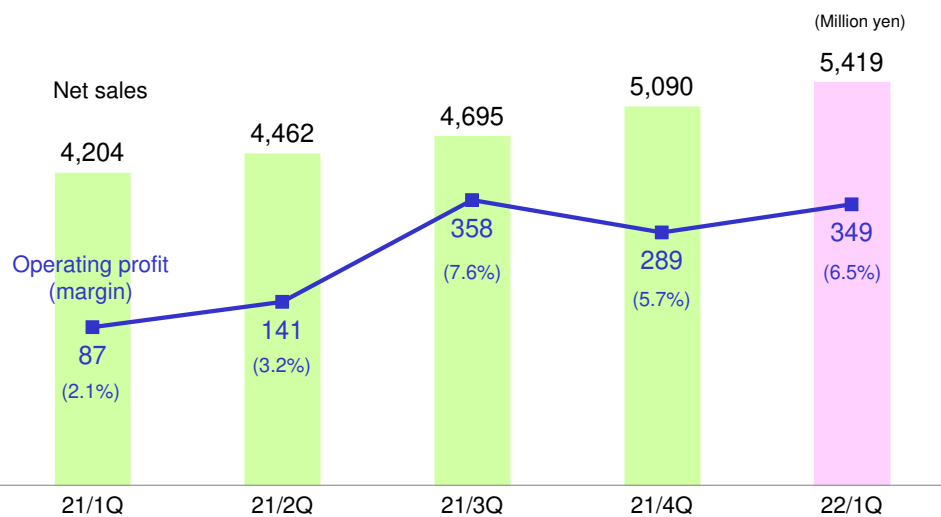
1-1. Results for 1Q of FY2022

- Net sales remained on an upward trend, having increased 29% year on year (from 1Q of FY2021) and 6% from the previous quarter (4Q of FY2021), due to the growth of the connector business.
- Operating profit improved significantly, mainly reflecting a gain from an increase in sales and the streamlining of operations.
- Ordinary profit achieved a greater increases than in the previous fiscal year due to foreign exchange gains of 146 million yen.
- Steady progress was made toward the full-year forecast.

Average exchange rate (yen/dollar)	21/1Q 109 yen	22/1Q 130 yen	YoY	Million yen (profit rate)	
				FY2022 Full-year forecast 116 yen	Progress
Net sales	4,204	5,419	129%	20,000	27%
Operating profit	87 (2.1%)	349 (6.5%)	399%	1,400 (7.0%)	25%
Ordinary profit	114 (2.7%)	501 (9.3%)	437%	1,400 (7.0%)	36%
Profit	96 (2.3%)	330 (6.1%)	342%	1,000 (5.0%)	33%

1-2. Quarterly performance trends

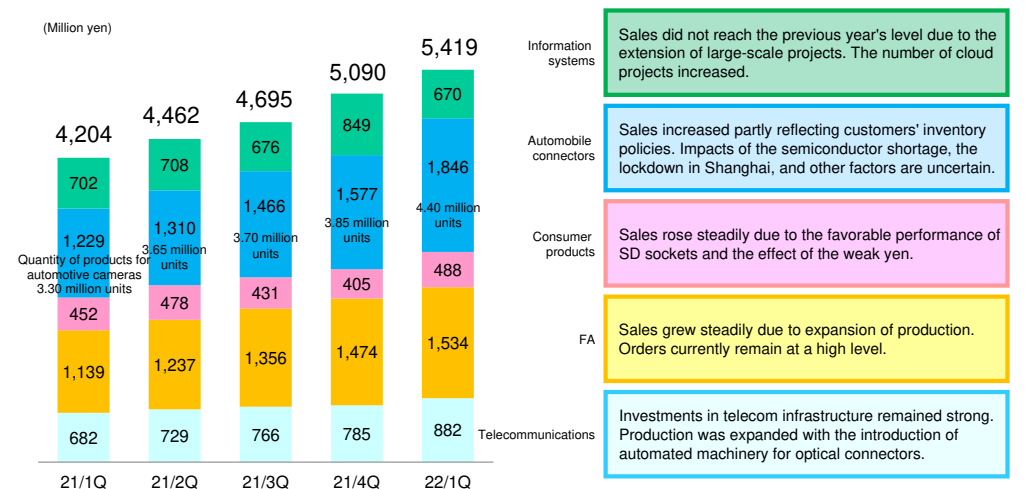
Remained on an upward trend



◆ Average exchange rate for the period
1 dollar = 109 yen 110 yen 114 yen 116 yen 130 yen

2. Sales by sector

The connector business (telecommunications, FA, consumer products, and automobile connector sectors) grew due to brisk demand and the weaker yen. The information systems business made a slow start, partly reflecting seasonal factors.

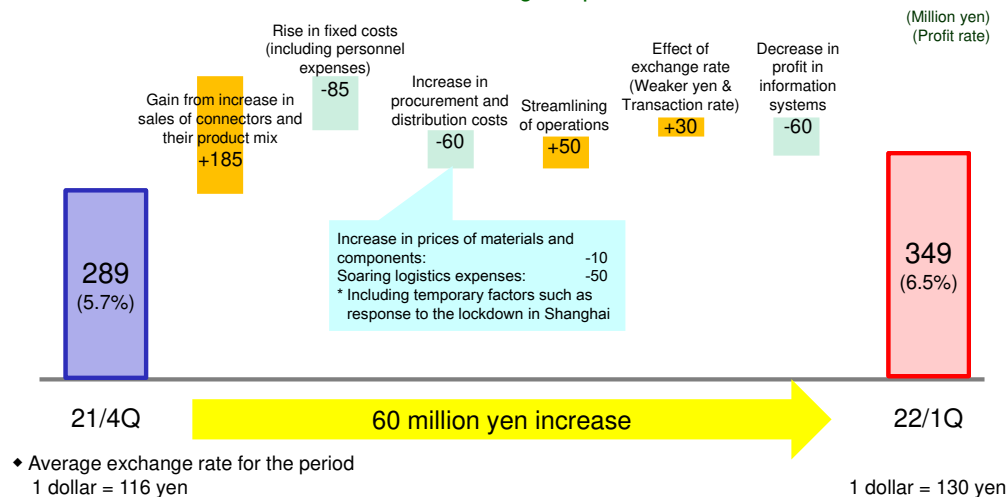


- Information systems:** Sales did not reach the previous year's level due to the extension of large-scale projects. The number of cloud projects increased.
- Automobile connectors:** Sales increased partly reflecting customers' inventory policies. Impacts of the semiconductor shortage, the lockdown in Shanghai, and other factors are uncertain.
- Consumer products:** Sales rose steadily due to the favorable performance of SD sockets and the effect of the weak yen.
- FA:** Sales grew steadily due to expansion of production. Orders currently remain at a high level.
- Telecommunications:** Investments in telecom infrastructure remained strong. Production was expanded with the introduction of automated machinery for optical connectors.

3. Analysis of operating profit for 1Q of FY2022 (Compared to 4Q of FY2021)

5

Both the amount of profit and profit rate improved, with increases in fixed cost and procurement and distribution costs and a decrease in profit from the information system business absorbed by gain from increases in sales of the connector business, streamlining of operations, etc.



Takeover bid (TOB) from MinebeaMitsumi Inc.

6

◆ Details disclosed

At its meeting held today, the Board of Directors passed the following resolutions and disclosed them.

- Expressing the opinion that the Company will agree to the TOB by MinebeaMitsumi Inc., which is aimed at making the Company its wholly owned subsidiary
- Recommending that the Company's shareholders participate in the TOB

◆ Reason for the agreement

It will produce synergy in production, sales, human resources, and other aspects and is expected to help improve the corporate value.

* For details, see "Announcement of opinion in favor of the takeover bid for the Company by MinebeaMitsumi Inc. and recommendation to participate in the takeover bid," which was disclosed on July 29.

To shareholders

- A letter will be mailed to those who were the Company's shareholders as of March 31, 2022.
- Please send an inquiry to SMBC Nikko Securities Inc. regarding procedures for the participation, etc.



Inquiries concerning IR

Honda Tsushin Kogyo Co., Ltd.
Corporate Planning Group
MAIL: ir@htk-jp.com
URL: <https://www.htk-jp.com/>

Reference: Consolidated orders in the connector business

8

Unit: %

	1Q	2Q	3Q	4Q	Annual
FY2022 Quarter-to-quarter change	-12	-	-	-	-
YoY	-26	-	-	-	-
1\$= 130 yen					
FY2021 Quarter-to-quarter change	+36	-14	-4	+1	+54
YoY	+140	+77	+27	+14	+54
1\$= 109 yen 110 yen 114 yen 116 yen 112 yen					

Calculated based on real exchange rates